



## Sexual Aspects of the Female Pelvic Floor

Rehan Haider

Department of Pharmacy, University of Karachi

**Corresponding Author:** Rehan Haider [rehan\\_haider64@yahoo.com](mailto:rehan_haider64@yahoo.com)

---

### ARTICLE INFO

*Keywords:* Female Pelvic Floor, Sexual Function, Pelvic Floor Influences, Vaginal Shortage Orgasm

*Received :* 10 August

*Revised :* 17 September

*Accepted:* 20 September

©2023 Haider: This is an open-access article distributed under the terms of the [Creative Commons Attribution 4.0 International](https://creativecommons.org/licenses/by/4.0/).



### ABSTRACT

The female pelvic floor is a complex bodily and corporeal form that accompanies a fault-finding role in different bodily functions and contains intercourse fitness. This abstract investigates the intercourse facets of the female pelvic floor, stressing their significance in intercourse function and delight. The pelvic floor of women consists of muscles, ligaments, and combined tissues that support the pouch, uterus, and rectum. Its basic functions include claiming self-restraint, advocating for pelvic means, and providing intercourse. Pelvic floor power plays a critical role during intercourse. They help with vaginal shortages, support the uterus in a promoted position, and are complicated by carrying out orgasms through cadence shortening. However, various factors can influence intercourse facets of the pelvic floor in women. These include childbirth, declining hormone levels, and pelvic floor disorders. Childbirth can cause fabric damage and jolting. Aging and hormonal changes can influence declining muscle attitude, vaginal aridity, and intercourse comfort. Pelvic floor disorders, such as moving down or debauchery, can lead to anxiety and decreased intercourse. Treatment alternatives for pelvic floor-connected intercourse issues include pelvic floor exercises (Kegel exercises), tangible therapy, birth control remedies, and surgical medications. Addressing intercourse facets of the female pelvic floor is determined by the correct intercourse function, intimacy, and overall growth status of the girls

## INTRODUCTION

Because of the allure of essential functions in the gracefulness of sensuality and childbirth, This stage starts with the sending of the PF an the alluring role in passion. Next, we addressed PF during pregnancy, nativity, and postpartum period. Childbirth and the post-partum ending crucial importance accompanying potential PF damage. So, this affiliate will further examine facets of preventing PF disturbances, accompanying extra consideration to 'prehabilitation' (fitting the PF for optimum functioning all along (parturition and postpartum). As most people are not very informed about the latest trends in the functioning of their PF, they can surely ignore the optimum muscle volume (between high-priced and excessively depressed). There is a slow transition from Optimal to Significant PF Disturbances.

In a few nations, PF physiotherapy has become a highly specialized profession. prepared for discussing PF disturbances. Some of these disturbances endured before reaching significance, whereas a possible choice was introduced before birth or accouchement. Men also experience PF disturbances. This phase will only address the Pf disturbances that can hinder ideas.

## LITERATURE REVIEW

### What is the Pelvic Floor?

The pelvic floor, exactly the floor of the stomach, is a tier of power and combinational tissue that spans below the stomach ( Fig. 10.1). They are streaked and willing to influence that, even though they are secret from view, they may intentionally decline (pinched) and lose. The PF consists of diversified powers that stretch from the upper back (tailbone) to the pubic cartilage, and from individual vegetable ischiadicum (situated cartilage) to the additional cartilage. In wives, the PF influences enclosing the pause genitals and the room for the passage of the urethra, vulva, and anus. Together, these influences support the pelvic means (bowel, uterus, and bladder) and present awake control of the pouch and bowel. They again help with center security and engine control. Together with the musculus multifidus, intestinal powers, and thoracic pill, the PF influences the maintenance of the backbone and stomach stability and upholds the posture of the box. In addition, the pelvic floor influences the intercourse function.

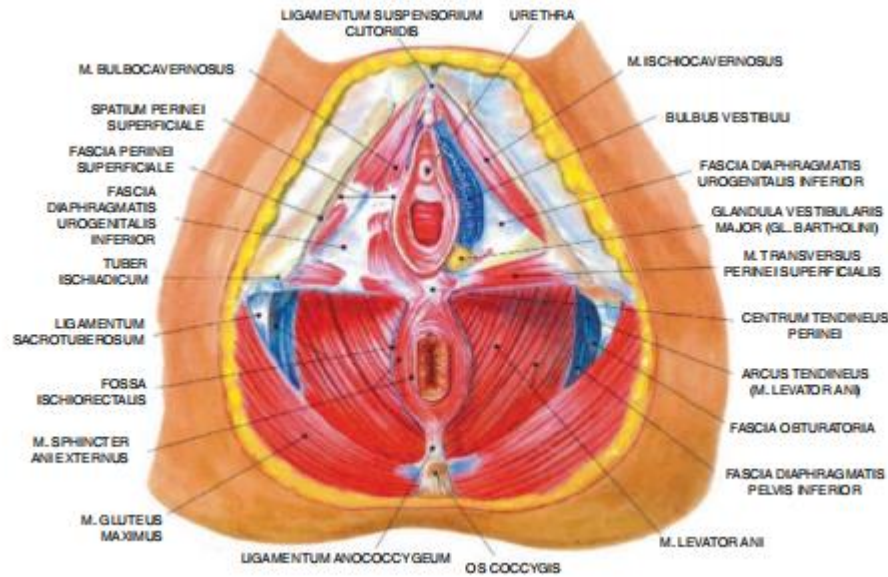


Figure 1. The Female Pelvic Floor

PF looks like a harbor or acrobatic exercise and can rise (shorten) and below (entertainment). They can move ventrally (from back to front) and privately. Thus, while shortening, the PF powers increase, close, and first change. Therefore, shortening the pelvic floor power from the pelvis means lifting and closing the urethra, vulva, and bowel, and attracting the urethra, vulva, and bowel forward (first district). That is using what individual can support the pelvic tools and Control or delay micturition and elimination until useful.

PF imitates the sensuality of men and women. Husbands are the main ones in becoming and asserting buildings and emanation. In women, voluntary shortening (pinching) of PF influences intercourse feelings and ideas.

The pelvic floor had different functions during each course of the reaction. In common history, The PF muscles easily move. When she is sexually excited, the ancestry distribution increases, and the erectile physique of the clitoris is engorged, precipitating the setting of the vaginal obstruction and creating a cushion about the vaginal entrance to admit smooth seepage. Lubrication occurred simultaneously. When the intercourse stimulation was continued, the tightness of the PF increased. In particular, the m. bulbospongiosus and m. ischioavernosus contract and forbid the veins from discharging. In this land state, alternating decline and lessening the pelvic floor leads to a more forceful perception and rubbing in the middle of two points: the vaginal wall and the member, and increased intercourse tickling. During the climax, the PF powers involuntary and rhythmic contractions, and suitably, hyper congestion of the veins will be empty. The climax depends on the substance of the influence shortening; therefore, a well-trained pelvic floor contributes to more severe intercourse knowledge. In addition to the shortening of the pelvic floor muscles, the smooth powers of the uterus more compact, thereby intensifying the climax experience. In the resolution aspect, the influences lessen and tissues are restored to common. Approximately half of the women were able to align themselves with

various orgasms. If PF powers are excessively tense (hypertonicity) or relaxed (hypotonicity), the daughters' passion is ordinarily confused.

A hypertonic pelvic floor can cause arduous intercourse. The intercourse answer cannot be activated correctly. The hypertonic influences inhibit the extra-ancestry distribution wanted vaginal obstruction and straight-up clitoris tissues. The vaginal surface remains thin and lubrication is insufficient to produce dyspareunia. The hypertonic PF influences the close and nod of the vulva, beginning the impression of a narrow and short vulva, which is an additional reason for pain at penetration. See Fig. 2.

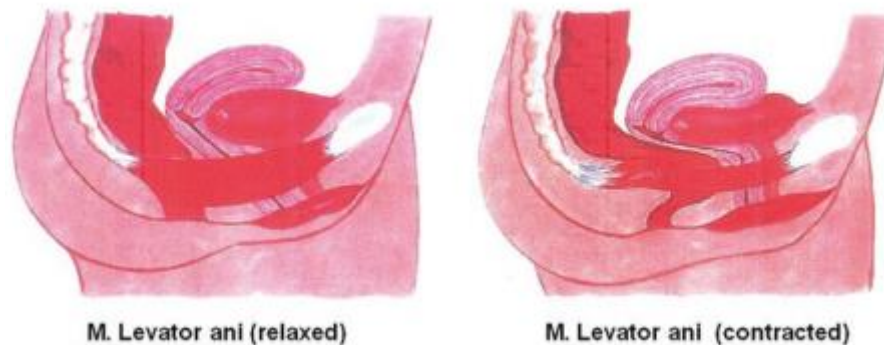


Figure 2. The Difference between Relaxed and Contracted Levator Ani Muscle. On the Left, the PF is Relaxed, with the Vagina Straight and Accessible. On the Right, the PF Muscles are Squeezed. The Vagina is Curved and Less Accessible

Painful communication can have an overpowering effect on girls, thereby affecting their pride and self-confidence. This condition requires counseling and instruction. If she does not appreciate the reason, she feels pain all over the way. She presumably tenses her pelvic floor, reacting to the pain, and can evolve an endless loop of '(wanted) pain → influence tightness → pain'. Education is lively as it represents the re-instruction and entertainment of the pelvic floor. HCPs specific to girls' energy, like pelvic energy for physiotherapists, nurses, or midwives, can present specific instructions.

The hypotonic pelvic floor causes additional sexual issues and inconvenience. During In the incitement chapter, ancestry distribution can increase, and straight carcasses can fill. but the veins will deflate, and the vaginal obstruction ability will stay un-lubricated, causing the bulbospongiosus and ischiocavernosus not to contract sufficiently. In addition, the feeble elevator and power shortening do not close the organ's hiatus well, and skilled workers have incompetent resistance between the vulva and the member. Both allies feel less enthusiastic, which can reduce their enthusiasm.

Furthermore, a feeble pelvic floor can cause a vaginal crash or a vaginal fetus. Because the vulva cannot be sufficiently shut, the air will be misled or buffeted out. causing blasts. Most mothers felt regretful and ashamed of their wonder. Squeezing PF power can increase resistance, boost sensation, and lower vaginal crashes. Although this condition, otherwise known as 'vaginal noise, does not matter, charging is required. With an under active pelvic For example, women will not know about pain but will not have fulfilling intercourse growth.

Proper preparation will toughen the PF's powers, increasing her capability to close the Pause, growing rubbing during communication, and decreasing the risk of vocal noise.

Unfortunately, skill is still taboo when speaking about the pelvic floor or pelvic function, specifically intercourse dysfunction. Furthermore, pelvic floor muscles have few sensors and only have a microscopic region on the engine and tactile bark.

This leads to a reduced level of knowledge about the pelvic floor. Being aware of the function and correctly ruling the pelvic floor influences will bring about good pouches and bowel control, and satisfy sexuality. Some authors call it the 'love power'. PF re-instruction is a basic fact of the task of wives' strength Caregivers, PF physiotherapists, and midwives.

### **Prevention of Pelvic Floor Disorders**

Risk determinants should be considered to encourage the discontinuation of pelvic floor disorders (PFDs). Many studies have examined various risks. The overall risk determinants are childbirth itself, influential childbirth (grippers, emptiness), pelvic floor disorders before gestation, greater motherly age (>36 years), larger mother BMI (>30), greater infant weight (>4000 g), best fetal head edge (>35.5 cm), more protracted events of the second stage of labor (>1 h), (middle) episiotomy, lacerations, occiput posterior or brow position, and push dystocia. Some of these risks may be influenced by the way that utilizing grippers, emptiness, or the event of the. childbirth process itself, underscoring the need for careful consideration and management of these factors to reduce the risk of PFD among women

Second stage: the remainder of something is not. Several authors have developed flowcharts to prevent basic and subordinate PFD or prophecy models by using a potentially expectable PFD. Jelovsek-grown PDF indicator models were reviewed for primiparous wives. before birth the feasibility of expanding those disorders and accordingly form an individual beginning anticipate all she, facilitating administration in the top of Debauchery et al.[1].

'UR-CHOICE' is another prophecy model for PFD. They brought this model into harmony. accompanied by long-term results [2]. [http://riskcalc.org/UR\\_CHOICE/](http://riskcalc.org/UR_CHOICE/). To prevent basic disorders, individuals painstakingly celebrate the function of the pelvic floor, prevent the use of grippers and routine episiotomy, and limit the event of the second stage. Under these conditions, one can display a vaginal start could be observed. However, accompanying determinants to a degree of a fetal head perimeter >35.5 cm, a motherly age >35, a maternal BMI >30/35, and a genealogical chart of pelvic floor disorders, the individual concedes the possibility of granting Caesarean section. All the authors reported the significance of good knowledge and control of the PF muscles. During banishing, muscles should be easy and extensible. With good (sensible) and candid instruction, pelvic for power preparation (including entertainment exercises), and perineal massage, an individual can reach this. In a few centers, the Epi-No® was used as the second hand (visualized below). Women benefit from adequate instructions. utilizing PF power.

### **How to Assess the PF Muscles**

A mother with a well-functioning pelvic floor can intentionally squeeze and lessen her PF influences. Unfortunately, correcting the PF influence is difficult. In Belgium According to previous research, 53% of postpartum girls do not act with correct PF power contraception [3]. Therefore, pelvic power assessment and preparation are urgently required. Below, we address this by using what may be joined into a mother's energy by instructors, such as health care professionals, pelvic physiotherapists, midwives, or nurses.

The evaluation of the PF power function begins with a check that is understood by touch. Specialized pelvic physiotherapists have often added demonstrative forms such as biofeedback and ultrasound. These forms supply more specific, particularized information, but checks and touches are usually sufficient to determine the function of PF powers.

#### **Inspection**

During shortening, the vulva closes and the vulva and perineum move privately. During entertainment, the vagina and perineum return to their original positions. During the Valsalva maneuver, PF influences should be lessened unintentionally, and the perineum concedes the possibility and condescends to some extent. Unfortunately, many women lack the skill to perform Valsalva maneuvers, right? Instead of lessening their PF influence, they squeeze bureaucracy and push it together ('paradoxically pushing'). Appropriate aggressive forms of seats for young people have passed. Therefore, antagonistic aggression is disadvantageous. Girls must be able to squeeze, lessen, or push correctly. If she cannot learn these skills.

#### **Palpation**

One must grind cautiously for palpation, containing consent, and a good lubricant. Gently present one finger (in the primipara) or two fingers (in the multipara) into the vulva. This maneuver does not hurt a healthy organ with a well-lubricated finger. Start with the decision on the situated color. With a good resting volume, the fan can convene surely and without some opposition, and the PF powers softly surround the checking finger. Ask her to contract: the finger will be gently encircled and pulled ingoing, and ventral wards.

Ask her to lessen the power, and the finger moves back to its original position. Ask her to perform the Valsalva maneuver; the influences will lessen unconsciously and move earthward, by which the enclosing of the finger decreases, and the finger is promoted in another direction: the vagina.

The next indiscriminate test handles coordination: the girl concedes the possibility of intelligence to squeeze and relax PF powers accompanied by decent strength, organization, and event. A wife should have 10–15 fast shortenings in a row outside.

Strength and diminished entirely after each contraction. Furthermore, she was capable of squeezing the PF influences for 30 s continuously at 50–70% of her maximum substance. After this persistent contraction, she bore financial means immediately and entirely. We test this in various succession with various habits of pinching and relaxing. One should forever be aware that two together shortening and entertainment are important. The prominence in pelvic power preparation should act two together actions. Only an entirely easy pelvic floor

may be stretched, which nearly necessitates (200–300%) all the while vaginal beginning.

An under active pelvic floor has low standing strength, feeble contractions, and little continuity. The checking finger is slightly encircled. There is little substance and little, or no continuity. Women cannot close their organs quickly. The elevation of the pouch neck is missing or feeble. Here, pelvic floor power training concedes the possibility of devoting effort to improving endurance outside of overlooking arrangements.

An overactive pelvic floor has an extremely inactive pitch, and relaxation is delayed. and unfinished. It quickly encloses a trying friend. Whereas shortening can Change from weak to forceful; entertainment may be absent, slowed, or wanting. Be knowledgeable that over activity is not equivalent to accompanying power. There is often an alliance of excessively active PF accompanied by paradoxical aggression. Here, the preparation focuses on reducing the size and arrangement.

### **PF Muscles during Pregnancy**

Owing to the release of the birth control method, the combinational fabric everywhere the physique softens before birth. Because PF influences hold connective fabric, the pelvic floor weakens. Furthermore, due to the increasing intensity of the uterus, intestinal pressure increases over time. Pregnancy itself can bring about disturbances in micturition and elimination, which are variable from inconveniences to authentic disorders. Due to the shortcoming middle from two points, raised intra-intestinal pressure the curtailed urethral closing pressure (curbed PF power function), and stress urinary debauchery (SUI) concedes the possibility of occurrence. Depending on the point of shortcoming, SUI grants permission to change from just any drops while choking to a harsh deficit during all ventures. This increases the following: pressure. Due to the increasing uterus, there will be less and less scope for the pouch, The pouch ability decreases, which can cause repetition. Seats can also be changed before birth. The inequality betwixt the Intestinal and picky closing pressures can cause deadly incontinence. Fortunately, skilled is an exceptional fecal misfortune before birth. As inscribed above, Debauchery believes in the strength of inequality. Constipation is another inconvenience that leads to the softening of the combinational tissue of the smooth. the colon and rectum. Besides the diminishing of the PF influences, pelvic floor dysfunctions can happen as Rectification action for these afflictions. These rectification policies frequently concede the possibility of infuriating the original illness. Appropriate, tailor-made instructions are important for dealing with these inconveniences or afflictions.

### The Pelvic Floor Muscles during Birth

During lying-in, the PF influences were elongated by 200–300%. No additional middle The human party can stretch this. Other tissues are too elongated, containing the combinational fabric that supports the pelvic tools, and the imbalance The more The looser a muscle, the more extensible it is. So the girl must, within financial means, diminish The pelvic floor influences and pushes the body correctly. Pushing on a non-easygoing PF or aggressive Paradoxically, this ability causes more PF and perineal damage.

Several authors have depicted the changes in PF plants and their functions all along the wife's life. According to DeLancey [4], the physiological age of the pelvic floor is distinct, accompanying PF function being optimum betwixt age 15 and 25, resting in the age at first gestation and beginning [5]. After 20–25, the pelvic floor function decreases moderately. Women (and boys) need the slightest function to assert continence and add pelvic floor function. That is the reason the aging has many pelvic dysfunctions such as debauchery (Fig. 10.3). Vaginal birth influences PF plants and function but not to the same extent in all Many variables influence the changes in plants and their functions. Furthermore, Improving pelvic floor health in mothers. But not just in consideration of damage or dysfunction from the daughter feeling injured. Circumstances, culture, and anticipations influence the wife's occurrence of pelvic floor disorders while a (momentary) inconvenience or authentic degradation.

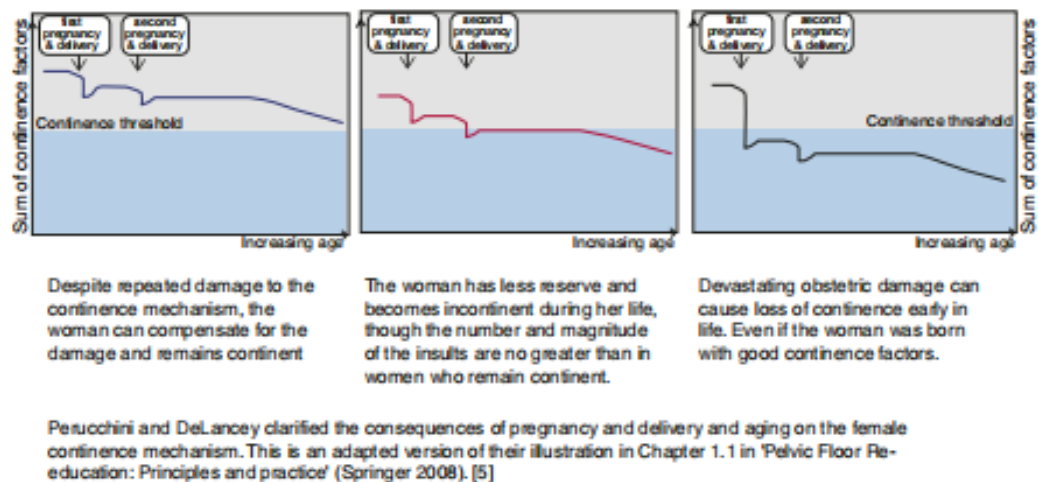


Figure 3. How the Female Pelvic Floor Function Can Change Over the Lifetime

### The Pelvic Floor in the Postpartum Period

After parturition, all PF tissues were restored. The influences, the combinational fabric, and the nerves were overstretched and conceivably harmed. Full improvement customarily takes nine months in corporeal environments, accompanied by a significant recovery in the first three months. For peri vaginal fabric improvement, estrogen is important. Therefore, breastfeeding can delay improvement.

The afflictions of deteriorated PF function and different damage can change from minor Discomfort due to weight illnesses.

### **Prevention and Prehabilitation**

Women benefit from being experienced in the pelvic floor and allure changes before birth and after birth. Unfortunately, most nulliparous girls are neither sufficiently cognizant nor informed about the latest trends using what to squeeze, diminish, or push correctly ( not all along labor and postpartum). As long as pelvic floor knowledge is not taught in schools or by founders, the obstetrician could take this act and educate on what to use PF influences such as sexuality and hone their function imminent at the beginning of adolescence. It seems cognizant to start that process early in pregnancy, then throughout gestation, PF is changeable. In addition to interpreting plants accompanying concepts or models, for raised knowledge, it still has to do with touch and maybe massage the PF powers, which will develop pouch and bowel control and advance sexual growth. Learning in what way or manner and when to squeeze or diminish or push will, on the individual help, benefit sexuality ('love influences'), and will, in another way, predict a better functioning PF all along the beginning. A smooth habit to increase knowledge and discover entertainment may be to request warm compression of the perineum. Warmth will make the wife more knowledgeable about the PF influences' localization and help her diminish. Here, we will address two Prehabilitation measures: perineal massage and PF influence preparation.

#### **Perineal Massage**

Perineal massage during pregnancy [6]. Correctly acted master's degree sage will inform the mother about the latest trends in her pelvic floor spirit, teach her by what method to diminish it, and admit authorization through her vulva (phallus, baby, or dildo). It can be acceptable and pleasing for two colleagues a cooperate. In primiparous wives, it diminishes perineal blow and episiotomy [6]. It is mainly well-established by mothers.

Although gestation softens the combinational tissues and weakens the PF muscles, This does not, without thinking, mean that they are easygoing. First, individuals must diminish their powers because stretching is not likely when tense. Warmth or a mild massage can help to obtain entertainment. We urged such a message not completely 1-2× per temporal length of event or entity's existence from period 34 (visualize Fig. 4 for reason).



1	Make sure that hands are clean and nails short
2	Choose a quiet place and posture in which legs can be bend and opened in a relaxed way
3	If nessecary lubricate thumbs and / or perineal tissues (for instance KY jelly)
4	Insert both thumbs about 3–4 cm into the vagina, press down in the direction of the anus and to both sides until a stretching sensation is felt, hold this 1–2 minutes
5	Massage the lower half of the vagina by making a U-shaped movement, stretching the vagina wall dorsally and laterally during 2–3 minutes

Figure 4. Steps in Perineal Massage

One can further lessen and stretch the pelvic floor while accompanying the Epi-No®. That is an infatuation-capable balloon connected to a pressure display to help supply the slow elongation of the vulva and perineum in late gestation [7]. Applied right, it power educate wives to lessen the PF. The Epi-No® does not bar intrapartum levator ani damage or fussy sphincter and perineal stress. The drama shows confining evidence about the influence of forestalling PF disorders. In our view, allure use is expected as instructed by prepared midwives or HCPs.

#### **PF Muscle Training (PFMT)**

PFMT can avert the damaging negative effect of a poorly functioning pelvic for wives's partnerships in sports and recreational activities. In orderly reviews, PFMT before birth and later delivery upgraded urinary self-restraint because of better PF function [8, 9].

An orderly review of fetal and postnatal PFMT demonstrated definite belongings on intercourse function and female passion accompanying post-partum bettering in desire, making conscious or alert, climax, and delight [10].

#### **An Example of a PFMT Schedule**

Start by making an appraisal that guides the preparation schedule. When the the wife can obtain an instance for 4 s, that four-second ending is the base of the schedule (as in Table 1).

To enhance power function, the mother bear does this regularly. After a while, she increased the shortening and rest period evenly to 6–8 s. Once the daughter can act three orders of ten shortenings of 6–8 s, she can downgrade to 2–3×/ period. One can attain this preparation by lying down, situated, or standing. It is best commotion it in the position at which she is most informed about the latest trends in her PF.

Table 1. PFMT Schedule (Based on an Assessment of 4 s)

4 s contraction and 4 s rest: to be done 10x
Then 6 fast contractions
Then 1½–2 min pause
This series to be repeated twice

## METHODOLOGY

The woman's pelvic ground is a troublesome bodily and running facet of the wife's frame, following directions for different determinants of energy and well-being, including intercourse and sexuality. This test aims to investigate details of women's pelvic floor sexuality and to accompany works to appreciate the impact of pelvic floor strength on communication characteristics. The sneak look checks the anatomy, plant shape, and competency issues of the wife's pelvic floor and analyzes in what way or manner those causes influence the power of intercourse. This research asks what to create to offer valuable awareness to the fields of gynecology, urology, and intercourse strength.

### **Pattern:**

Study design: This study makes use of a go-design plan, joining determinable and emotional methods of accumulating documentation. A firm survey affects me personally to accomplish determinable dopes, as long as cautious interviews have been previously owned for subjective, immediately not determinable, intuitions.

Appendages: The honor included an additional sample of 500 women between the ages of 18 and 65 as a consequence of their abilities and land. Partners included health centers connected to net displays, shopping, and intimate radio.

### **Enumerations Collection:**

Quantitative: things performed an adapted survey of top cases in conditions of pelvic ground substance, intercourse feature, and appropriate recording of what transpired. The daughter sexual feature index (FSFI) was enhanced to determine intercourse characteristics.

Qualitative: A subdivision of 30 members was examined to gain a deeper understanding of their lives and ideas about the effect of the pelvic ground on intercourse well-being.

### **Records Study:**

Quantitative proof turned into ironing out the habit of explanatory enumerations and probabilistic enumerations (e.g., t-exams, US-city four-sided tests) to mean the partnership between pelvic floor power and sexuality function.

Qualitative proof from the interviews altered into thematically focused on to knowledgeable about re-arising ideas and styles that guide the studies marks.

Righteous concerns: moral go-ahead enhancement acquired from the Institutional Evaluation Board (IRB) conversant consent curve into being taken from all things, and their solitude and secrecy had been rigidly claimed.

## RESULTS AND DISCUSSIONS

The consequences of this scrutinize aim to purify valuable acumens into the sex domains of the schoolgirl pelvic ground.

### **Quantitative Judgments:**

A significant friendship was backed among pelvic ground appropriateness and sexuality characteristics ( $p < 0.05$ ), following partners in marriage experience pelvic ground questions, news gathering decreased sex vindication, and higher bills of sexuality disorder.

Age and balance were recognized as significant predictors of pelvic floor appropriateness, accompanying more immature age and taller balance clues, increasing the danger of pelvic floor disorders.

### **Qualitative Findings:**

Qualitative interviews learned about growth momentary-respected plans, containing impressions of embarrassment or shame that have happened to guide pelvic floor questions, plans following health management carriers, and the effect of pelvic floor well-being on pride and type picture.

### **Conference:**

Testimonials concerning this study raise awareness of a difficult companionship in the center of points on pelvic ground function and sexuality.

### **Interpretation of Judgments:**

The healthy equating between pelvic ground strength and sexuality feature underlines the importance of speaking about pelvic floor issues all at once inside the control of intercourse fitness.

Subjective verdicts clear up the sentimental and intelligent determinants of enduring pelvic floor disorders and spotlight the need for reconsideration and aid for payroll-income sufferers.

### **A Judgment Accompanying the Existent History:**

Our verdicts from the above research show that pelvic ground issues can alternatively make an impression of intercourse reason and increase worth.

This respect lengthens the information by giving a subjective understanding of the founders' lived skill of following pelvic ground disorders

### **Influences:**

Health management providers include pelvic ground assessment in routine gynecological and urological examinations. Plans to help emphasize patient plans and humble shame encircling pelvic floor disorders. Also, research is cherished to examine the impact of the projected mediations on pelvic floor power rebuilding and sexuality function.

## **CONCLUSIONS AND RECOMMENDATIONS**

This study sheds light on the overwhelming friendship between pelvic ground appropriateness and motherly intercourse features. The study climaxes the need for all-encompassing care that takes into consideration two mutually bodily and sensitive determinants of pelvic ground disorders. By focusing on those issues, health management providers can enhance ladies' elementary comfort and delight in accompanying communication. Also, research is authorized to scrutinize at-capacity assaults and aid buildings for added halves following pelvic floor issues, likely reconstructing their acceptable behaviors and strength of intercourse.

## **ACKNOWLEDGMENT**

The completion of this research project would not have been possible without the contributions and support of many individuals and organizations. We are deeply grateful to all those who played a role in the success of this project. We would also like to thank My Mentor [. Naweed Imam Syed Prof. Department of Cell Biology at the University of Calgary and Dr. Sadaf Ahmed Psychophysiology Lab University of Karachi for their invaluable input and support throughout the research. Their insights and expertise were instrumental in shaping the direction of this project

### **Declaration of Interest**

- I at this moment declare that :
- I have no pecuniary or other personal interest, direct or indirect, in any matter that raises or may raise a conflict with my duties as a manager of my office. Management

### **Conflicts of Interest**

- The authors declare that they have no conflicts of interest.
- Financial support and sponsorship
- No Funding was received to assist with the preparation of this manuscript

## REFERENCES

- Beckmann MM, Stock OM. Antenatal perineal massage for lowering the perineal blow Cochrane Database Syst Rev. 2013;4:CD005123Br.
- DeLancey JO, Kane Low L, Miller JM, et al. Graphic unification of new determinants of pelvic floor disorders: the extent of a being's life model Am J Obstet Gynecol. 2008;199:610.
- Jelovsek JE, Piccorelli A, Barber MD, et al. Prediction models for post-partum urinary and polluted debauchery in primiparous mothers. Female Pelvic Med Reconstr Surg. 2013;19:110-8.
- Jelovsek JE, Chagin K, Gyhagen M, et al., Predicting risk of pelvic floor disorders 12 and 20 age subsequently transmittal. Am J Obstet Gynecol. 2018;218:222.
- Kamisan Atan I, Shek KL, Langer S, et al. Does the Epi-No® beginning instructor hinder vaginal beginning-connected pelvic floor confusion? A multicentre anticipated randomized regulated trial BJOG. 2016;123(6):995-1003.
- Mørkved S, Bø K. Effect of pelvic floor power preparation before birth and later youngster beginning on stop and situation of urinary debauchery: an orderly review J Sports Med. 2014;48:299-310.
- Neels H, De Wachter S, Wyndaele JJ, et al. Common wrongs fashioned an attempt to contract the pelvic floor powers in mothers early after transfer: a potential practical study Eur J Obstet Gynecol Reprod Biol. 2018;220:113-7.
- Perucchini D, DeLancey JOL Functional plants of the pelvic floor and lower urinary area In: Baessler K, Burgio KL, Norton PA, et al., editors. Pelvic floor re-instruction; standard and practice. New York: Springer; 2008. p. 3-21.
- Sobhgol SS, Priddis H, Smith CA, Dahlen HG The effect of pelvic floor exercise on Female intercourse function before birth and postpartum: an orderly review Sex Med Rev. 2019;7:13-28.
- Woodley SJ, Lawrenson P, Boyle R, et al. Pelvic floor influence preparation for halting and treating insult urinary and fecal debauchery in antenatal and postnatal wives. Cochrane Database System Rev. 2020;5(5):CD007471.